

# Posts



**T 760-884-3735**


**F 760-737-0450**

[TrafficSupplyInc.com](http://TrafficSupplyInc.com)


**Galvanized steel and aluminum sign posts are stocked in many popular sizes. On site or within the public right-of-way we have you covered!**

## **Tech notes:**

- Light duty galvanized steel round posts have a .065" wall thickness, are economical and have a smooth, clean look. Heavy duty .095 wall posts are also stocked.
- Galvanized steel U-Channel posts, weight 2lbs per foot, are sturdy and can be driven into the ground without digging a hole.
- Perforated galvanized steel square posts are preferred by most municipalities in our area for sign installation. When properly installed with an anchor and over sleeve they often afford the removal of a damaged post without disturbing the ground.
- Square and U Channel posts are punched 1" on center the full length of the post for easy sign installation.
- 2 1/2" schedule 10 aluminum round pipe is required by some municipalities for supporting street name signs.




**2" (2 3/8" OD)  
GALVANIZED STEEL  
ROUND POST**



**U CHANNEL POST**



**SQUARE GALVANIZED  
STEEL POST**



**2 1/2" (2 7/8" OD)  
ALUMINUM  
ROUND POST**

<b>POST-RL 2X10</b>	<b>2 3/8" OD X 10' X .065 RD POST</b>
<b>POST-RL 2X11</b>	<b>2 3/8" OD X 11' X .065 RD POST</b>
<b>POST-RL 2X12</b>	<b>2 3/8" OD X 12' X .065 RD POST</b>
<b>POST-RH 2X12</b>	<b>2 3/8" OD X 12' X .095 RD POST</b>
<b>POST-RH 2X14</b>	<b>2 3/8" OD X 14' X .095 RD POST</b>
<b>POST-UC 6</b>	<b>6' U CHANNEL POST</b>
<b>POST-UC 8</b>	<b>8' U CHANNEL POST</b>
<b>POST-UC 10</b>	<b>10' U CHANNEL POST</b>
<b>POST-UC 12</b>	<b>12' U CHANNEL POST</b>
<b>POST-TS 1.75X10</b>	<b>1 3/4" X 10' 14GA SQ POST</b>
<b>POST-TS 1.75X12</b>	<b>1 3/4" X 12' 14GA SQ POST</b>
<b>POST-TS 2X10</b>	<b>2" X 10' 14GA SQ POST</b>
<b>POST-TS 2X12</b>	<b>2" X 12' 14GA SQ POST</b>
<b>POST-TS 2 ANCHOR</b>	<b>2" X 30" 12GA SQ ANCHOR</b>
<b>POST-TS 2.25 SLEEVE</b>	<b>2 1/4" X 18" 12GA SQ SLEEVE</b>
<b>POST-TS 2.25 ANCHOR</b>	<b>2 1/4" X 30" 12GA SQ ANCHOR</b>
<b>POST-TS 2.5 SLEEVE</b>	<b>2 1/2" X 18" 12GA SQ SLEEVE</b>
<b>POST-TS 2.5 HD ANCH</b>	<b>2 1/2" X 30" H.D. ANCHOR</b>
<b>POST-RA 2.5 X 12</b>	<b>2 7/8" OD X 12' SCH10 ALUM POST</b>